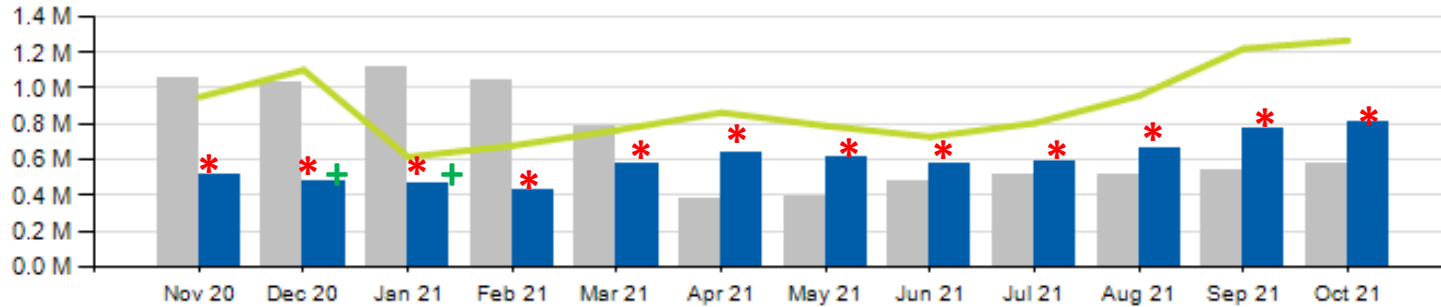




# October 2021 Ridership Report

# Local/Express Ridership

## Total Ridership



	ACTUAL	BUDGET	VARIANCE (%/#)		2020	VARIANCE (%/#)	
TOTAL	812,689	1,266,089	-35.8%	-453,400	574,209	41.5%	+238,480
LOCAL	789,620	1,193,799	-33.9%	-404,179	558,848	41.3%	+230,772
EXPRESS	23,069	72,290	-68.1%	-49,221	15,361	50.2%	+7,708
YTD TOTAL	6,134,617	8,689,014	-29.4%	-2,554,397	6,323,929	-3.0%	-189,312

+No School Service Provided in December/January

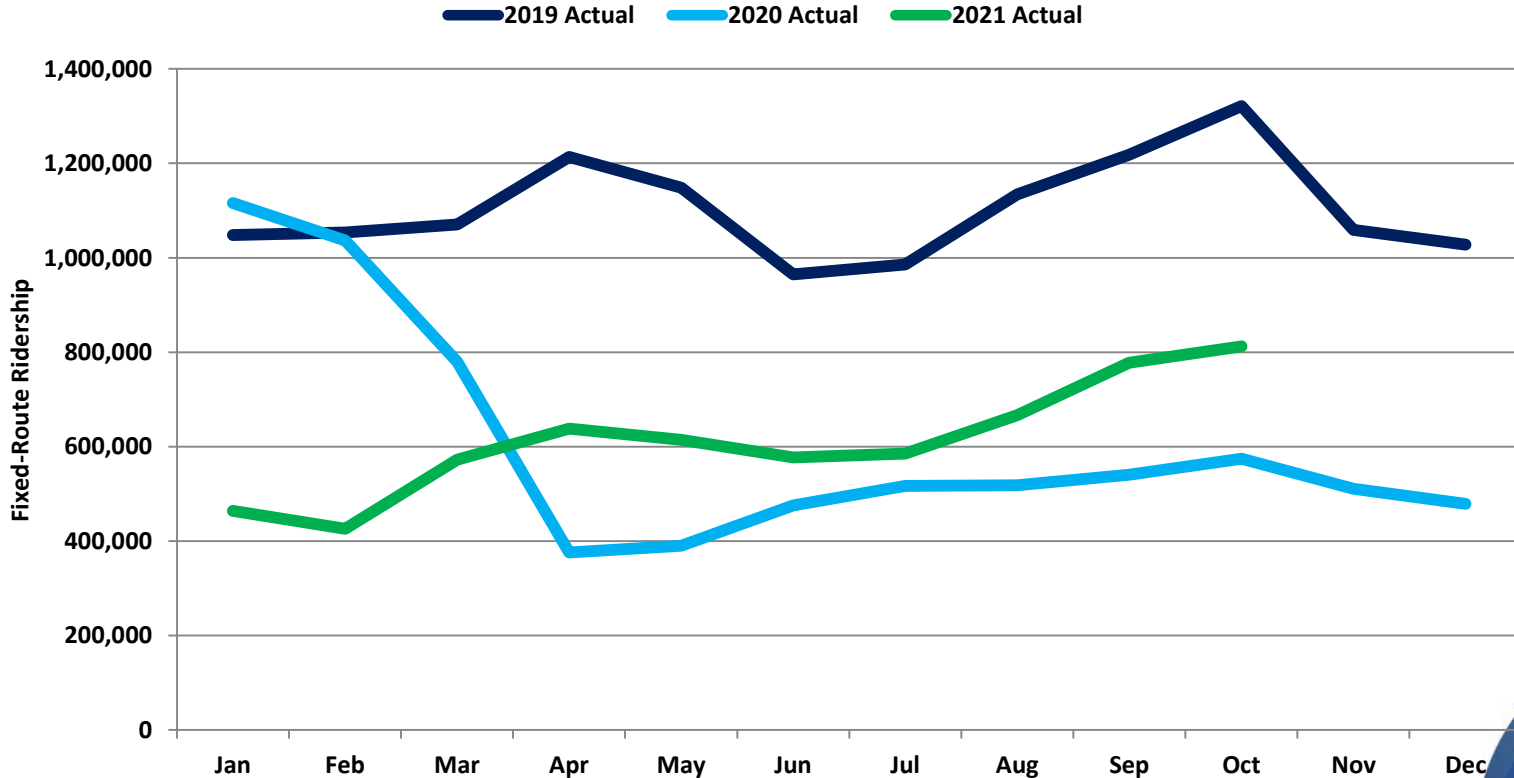
■ Current Year   
 ■ Prior Year   
 — Budget

\*COVID-19 Impact



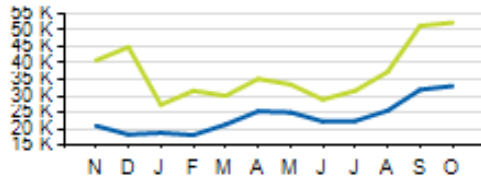
# Local/Express Ridership

## Monthly Fixed-Route Ridership 2019 - Present

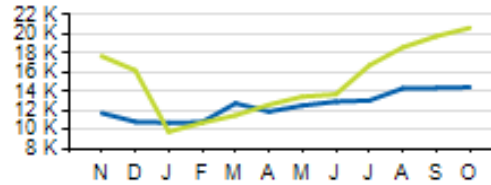


# Local/Express KPIs

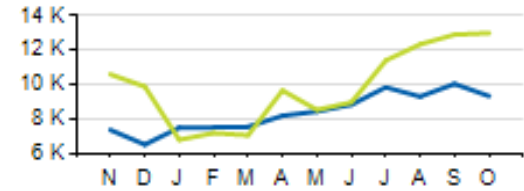
Average Fixed Ridership: Weekday



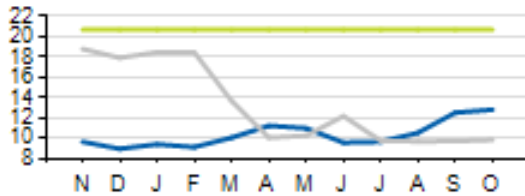
Average Fixed Ridership: Saturday



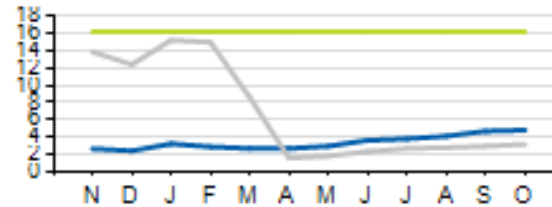
Average Fixed Ridership: Sunday



Passengers per Hour: Local



Passengers per Trip: Express



	ACTUAL	KPI/BUDGET	VARIANCE
PASSENGERS PER HOUR (LOCAL)	12.8	20.7	-7.9
PASSENGERS PER TRIP (EXPRESS)	4.8	16.2	-11.4
AVERAGE RIDERSHIP (WD)	33,033	52,274	-19,241
AVERAGE RIDERSHIP (SA)	14,458	20,655	-16,197
AVERAGE RIDERSHIP (SU)	9,340	13,011	-3,671

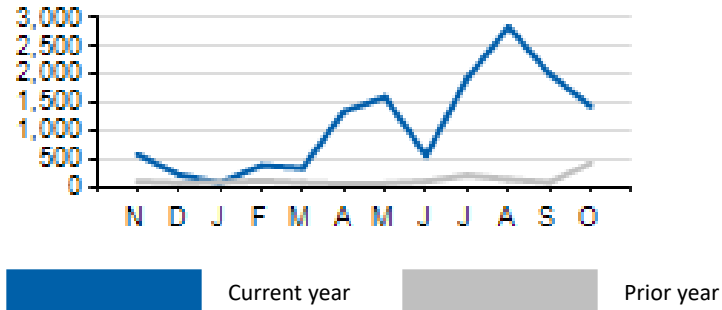
Current year

Prior year

KPI/Budget

# Local/Express Missed Trips

Missed Trips

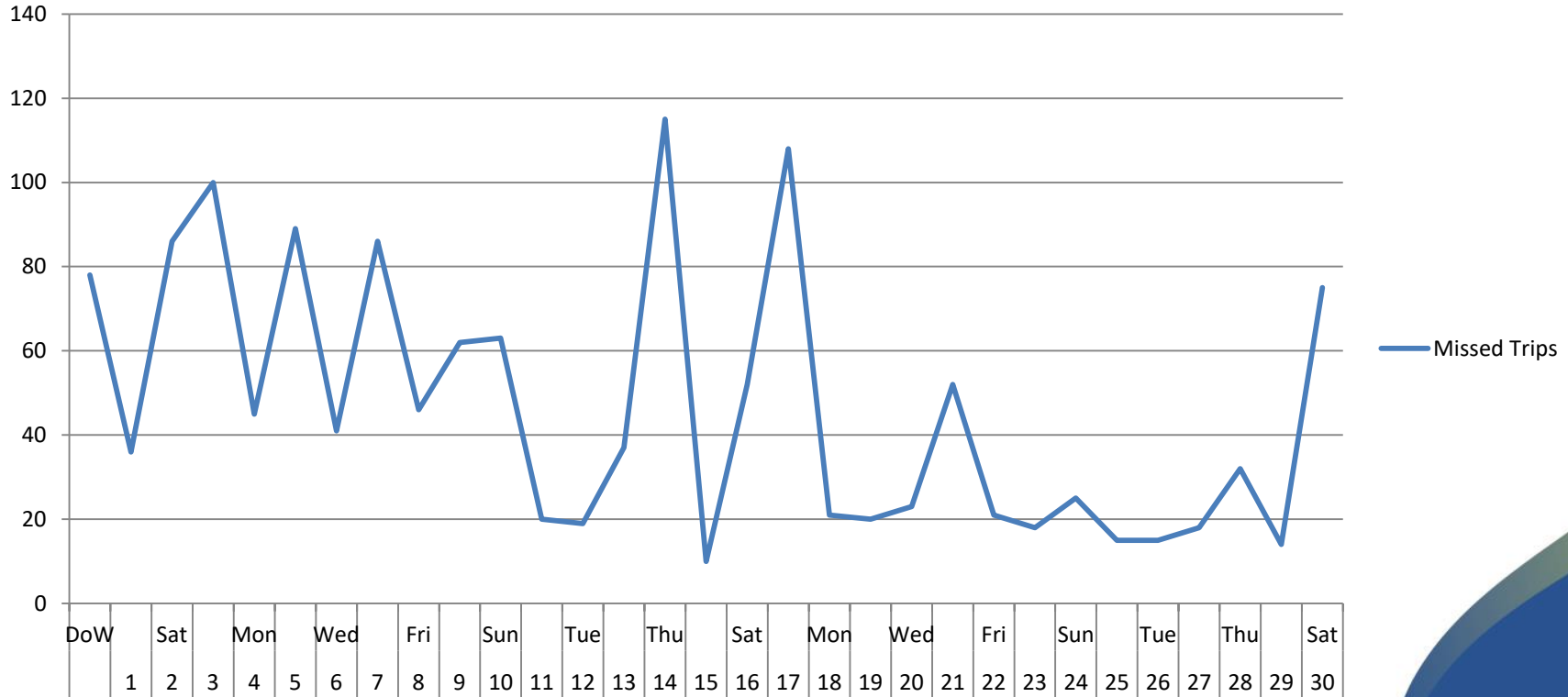


	ACTUAL	TOTAL TRIPS	% OF TRIPS OPERATED
MISSED TRIPS (ALL SERVICE)	14,42	68,139	98.0%

REASON FOR MISSED TRIP	ACTUAL	% of MISSED TRIPS
NO OPERATOR AVAILABLE	1,290	89.5%
MECHANICAL ISSUE	15	1.0%
TRAFFIC INCIDENT	19	1.3%
LATE OPERATIONS	49	3.4%
OTHER	84	5.8%

# Local/Express Daily Missed Trips

## October 2021 Daily Missed Trips



# Local/Express Daily Average Missed Trips



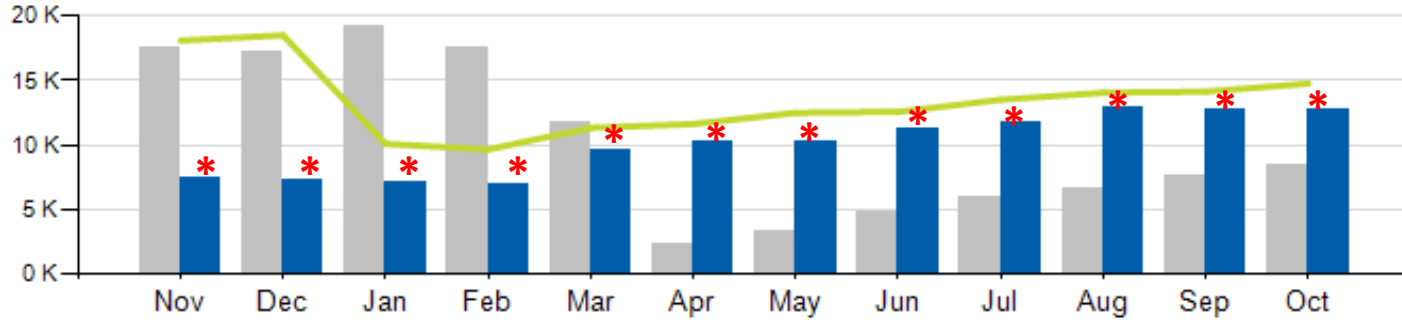


# Access Ridership



# Access Ridership

Total Ridership



ACCESS PARATRANSIT	ACTUAL	BUDGET	VARIANCE (%/#)		2020	VARIANCE (%/#)	
TOTAL	12,768	14,745	-13.4%	-1,977	8,518	49.9%	+4,250
WD	11,685				7,907	47.8%	+3,778
SA	636				391	62.7%	+245
SU	447				220	103.7%	+227
YTD	105,544	124,101	-15.0%	-18,557	87,601	20.5%	+17,943

■ Current Year   
 ■ Prior Year   
 — Budget

\*COVID-19 Impact

# Access Ridership

## Monthly Paratransit Ridership 2019 - Present

