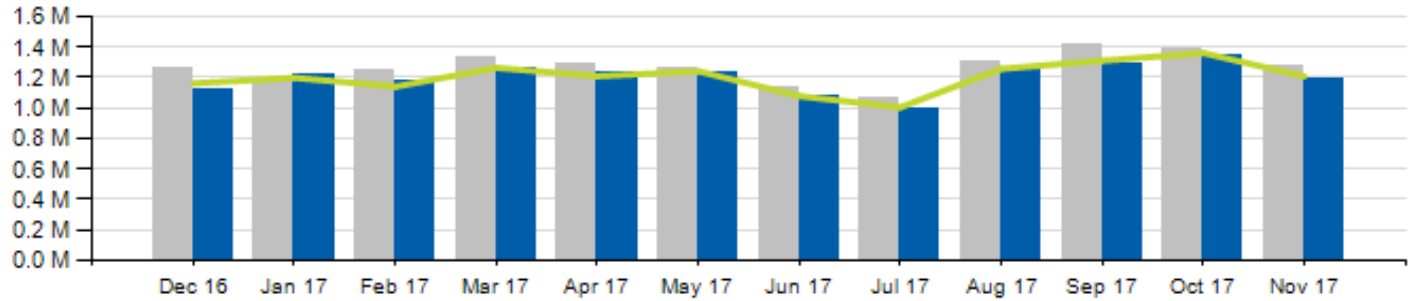




November 2017 Ridership Report

Local/Express Ridership

Total Ridership

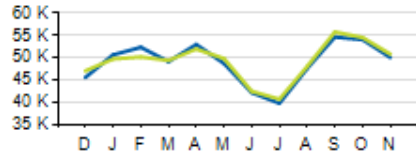


	ACTUAL	BUDGET	VARIANCE (% / #)		2016	VARIANCE (% / #)	
TOTAL	1,189,469	1,206,792	-1.4%	-17,323	1,271,294	-6.4%	-81,825
LOCAL	1,114,679	1,134,846	-1.8%	-20,167	1,194,485	-6.7%	-79,806
EXPRESS	74,789	71,946	4.0%	+2,843	76,809	-2.6%	-2,020
YTD TOTAL	13,237,032	13,264,441	-0.2%	-27,409	13,896,084	-4.7%	-659,052

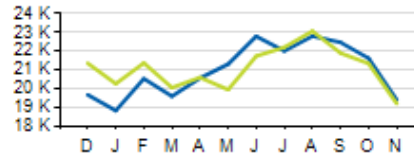


Local/Express KPIs

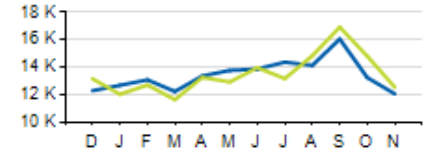
Average Fixed Ridership: Weekday



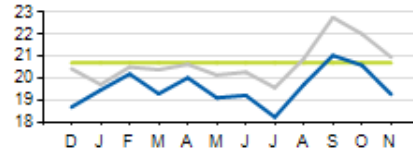
Average Fixed Ridership: Saturday



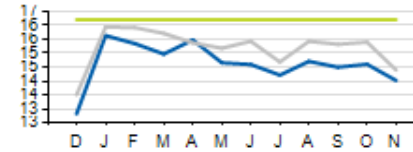
Average Fixed Ridership: Sunday



Passengers per Hour: Local



Passengers per Trip: Express



	ACTUAL	KPI	VARIANCE
PASSENGERS PER HOUR (LOCAL)	19.3	20.7	-1.4
PASSENGERS PER TRIP (EXPRESS)	14	16.2	-2.2
AVERAGE RIDERSHIP (WD)	50,072	50,818	-746
AVERAGE RIDERSHIP (SA)	19,408	19,212	+196
AVERAGE RIDERSHIP (SU)	12,064	12,551	-287

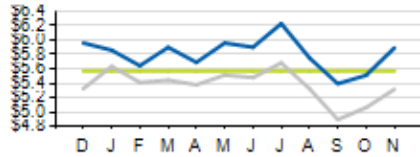
Current year

Prior year

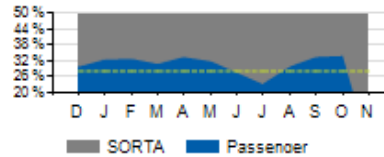
Budget/KPI

Local/Express KPIs

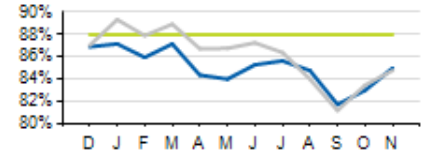
Cost per Passenger: Local



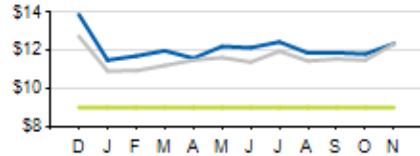
Service Cost Sharing: Local



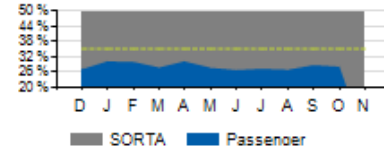
On-Time Performance: Local



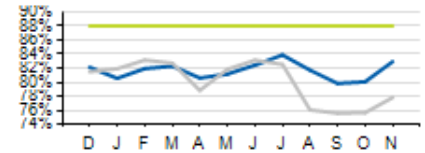
Cost per Passenger: Express



Service Cost Sharing: Express



On-Time Performance: Express



	ACTUAL	KPI	VARIANCE
COST PER PASSENGER (LOCAL)	\$5.89	\$5.57	+\$0.32
COST PER PASSENGER (EXPRESS)	\$12.37	\$9.00	+\$3.37
COST RECOVERY (LOCAL)	31.9%	28.0%	+3.9%
COST RECOVERY (EXPRESS)	28.5%	35.0%	-6.5%
OTP (LOCAL)	84.9%	88.0%	-3.1
%OTP (EXPRESS)	82.9%	88.0%	-5.1%

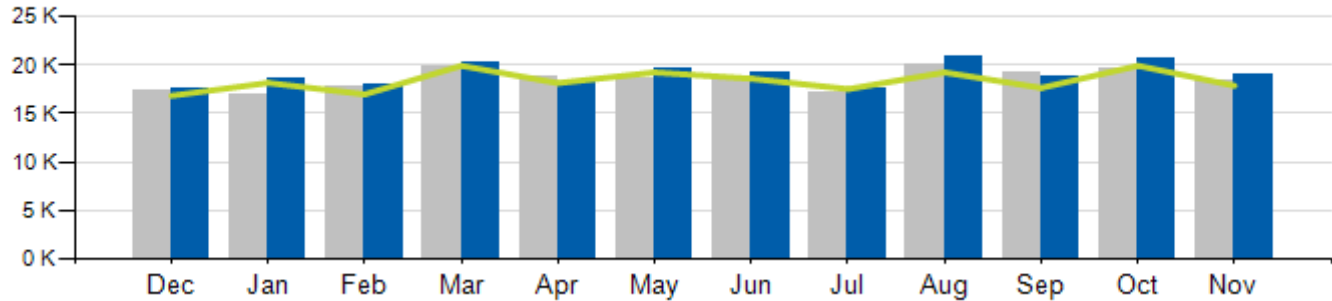
Current year

Prior year

KPI

Access Ridership

Total Ridership

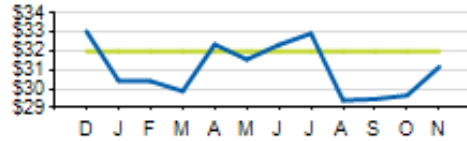


ACCESS PARATRANSIT	ACTUAL	BUDGET	VARIANCE (%/#)		2016	VARIANCE (%/#)	
TOTAL	18,978	17,866	6.2%	+1,112	18,379	3.3%	+599
WD	17,615				17,019	3.5%	+596
SA	677				728	-7.0%	-51
SU	686				632	8.5%	+54
YTD	210,872	203,271	3.7%	+7,601	205,137	2.8%	+5,735

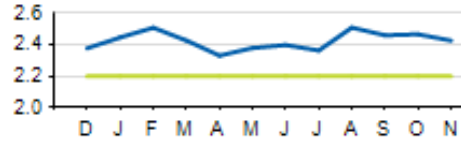


Access KPIs

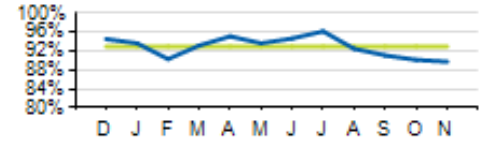
Cost per Passenger



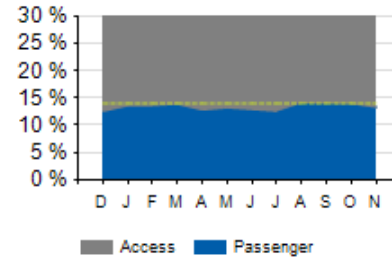
Passengers per Hour



On-Time Performance



Service Cost Sharing



	ACTUAL	KPI	VARIANCE
COST PER PASSENGER	\$31.17	\$32.00	-\$0.83
ON-TIME PERFORMANCE (OTP)	89.8%	93.0%	-3.2%
PASSENGERS PER HOUR	2.4	2.2	+0.2
COST RECOVERY	15.3%	14.0%	+1.3%

Current year

Prior year

KPI