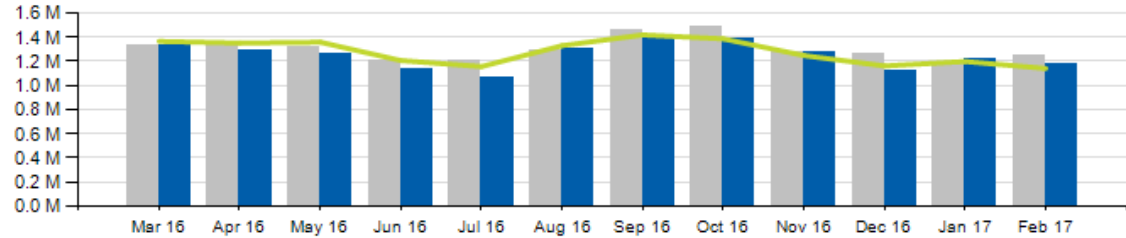


February 2017 Ridership Report

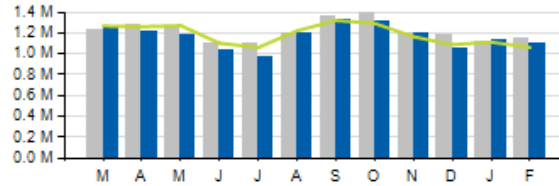


Local/Express Ridership

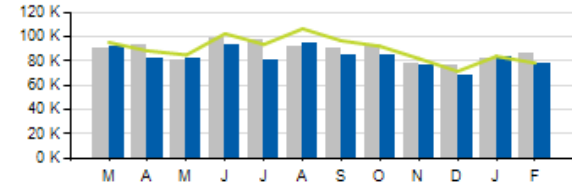
Total Ridership



Local Ridership



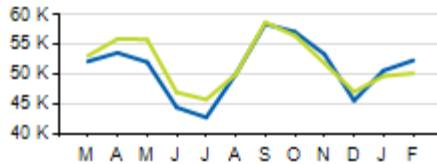
Express Ridership



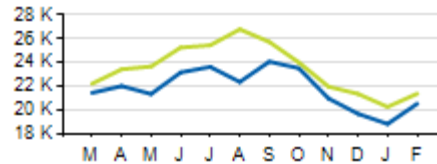
	ACTUAL	BUDGET	VARIANCE (% / #)		2016	VARIANCE (% / #)	
TOTAL	1,181,731	1,139,906	+3.7%	+41,825	1,240,384	-4.7%	-58,653
LOCAL	1,103,769	1,061,666	+4.0%	+42,103	1,154,471	-4.4%	-50,702
EXPRESS	77,962	78,240	-0.4%	-278	85,913	-9.3%	-7,951
YTD TOTAL	2,396,948	2,337,357	+2.5%	+59,591	2,438,476	-1.7%	-41,528

Local/Express KPIs

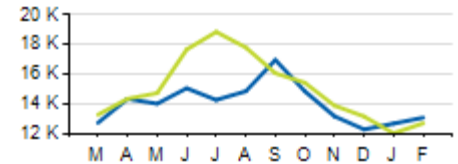
Average Fixed Ridership: Weekday



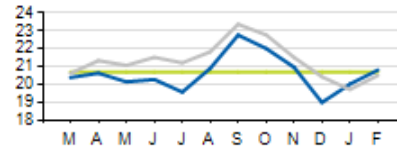
Average Fixed Ridership: Saturday



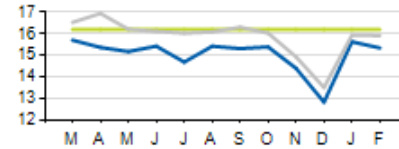
Average Fixed Ridership: Sunday



Passengers per Hour: Local



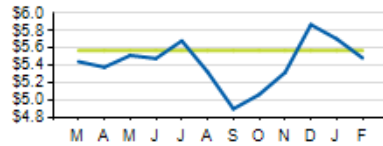
Passengers per Trip: Express




	ACTUAL	KPI	VARIANCE
PASSENGERS PER HOUR (LOCAL)	23.3	20.7	+2.6
PASSENGERS PER TRIP (EXPRESS)	15.3	16.2	-0.9
AVERAGE RIDERSHIP (WD)	52,363	50,178	+2,185
AVERAGE RIDERSHIP (SA)	20,532	21,375	-843
AVERAGE RIDERSHIP (SU)	13,083	12,707	+376

Local/Express KPIs

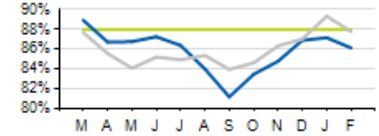
Cost per Passenger: Local



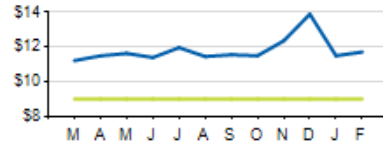
Service Cost Sharing: Local



On-Time Performance: Local



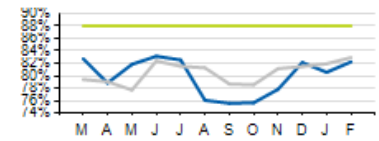
Cost per Passenger: Express



Service Cost Sharing: Express



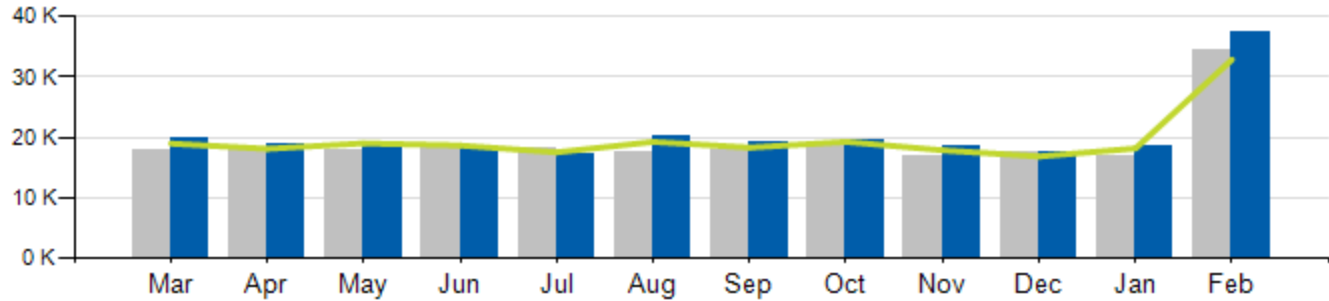
On-Time Performance: Express



	ACTUAL	KPI	VARIANCE
COST PER PASSENGER (LOCAL)	\$5.48	\$5.57	-\$0.09
COST PER PASSENGER (EXPRESS)	\$11.71	\$9.00	+\$2.71
COST RECOVERY (LOCAL)	34.0%	28.0%	+6.0%
COST RECOVERY (EXPRESS)	30.2%	35.0%	-4.8%
OTP (LOCAL)	86.1%	88.0%	-1.9%
OTP (EXPRESS)	82.2%	88.0%	-5.8%

Access Ridership

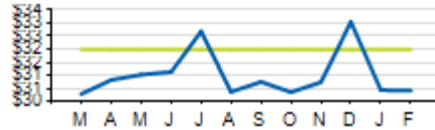
Total Ridership



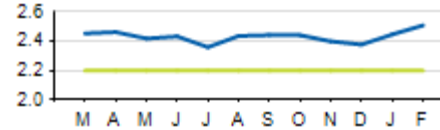
ACCESS PARATRANSIT	ACTUAL	BUDGET	VARIANCE (%/#)		2016	VARIANCE (%/#)	
TOTAL	37,488	32,859	+14.1%	+4,629	34,362	+9.1%	+3,126
WD	34,834				31,426	+10.8%	+3,408
SA	1,576				1,956	-19.4%	-380
SU	1,078				980	+10.0%	+98
YTD	56,121	51,024	+10.0%	-5,094	51,287	+9.4%	+4,834

Access KPIs

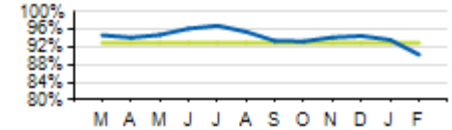
Cost per Passenger



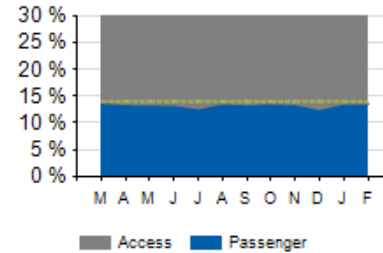
Passengers per Hour



On-Time Performance



Service Cost Sharing



	ACTUAL	KPI	VARIANCE
COST PER PASSENGER	\$30.41	\$32.00	-\$1.59
ON-TIME PERFORMANCE (OTP)	90.5%	93.0%	-2.5%
PASSENGERS PER HOUR	2.5	2.2	0.3
COST RECOVERY	13.6%	14.0%	-0.4%