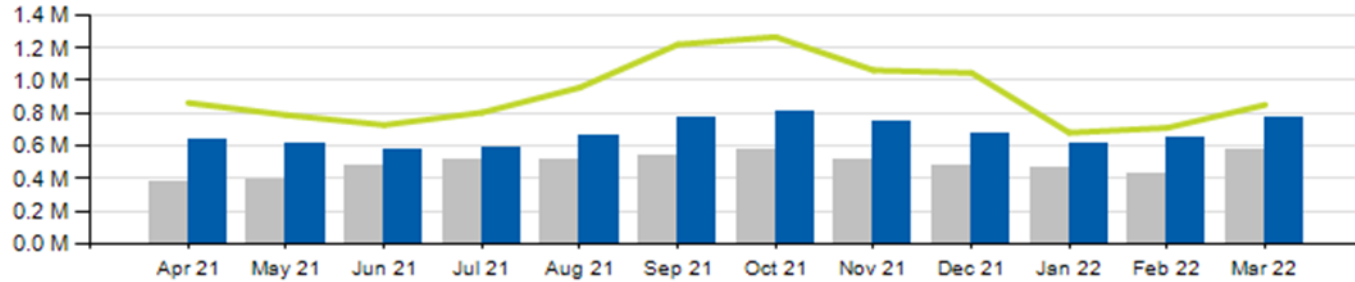




March 2022 Ridership Report

Local/Express Ridership

Total Ridership



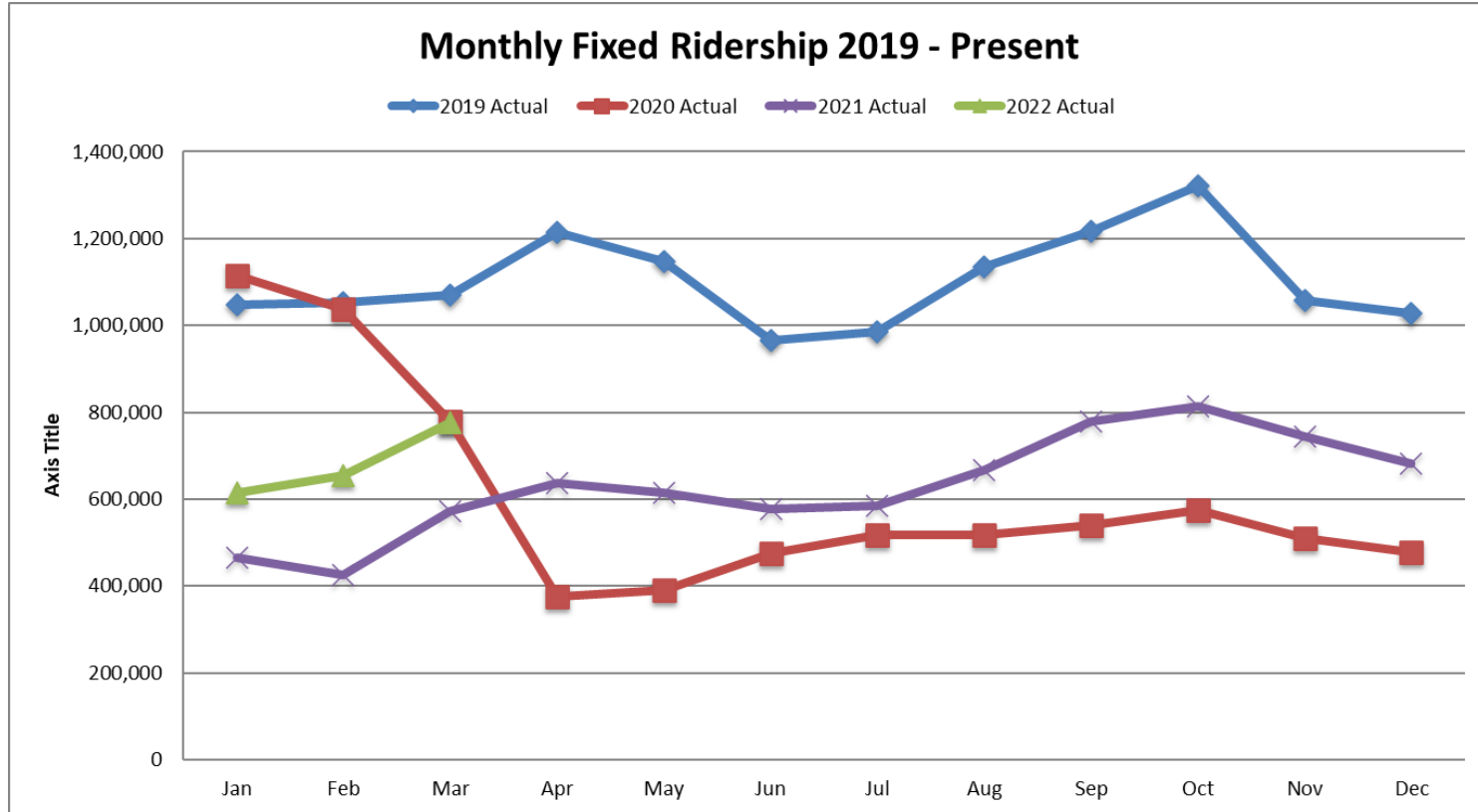
	ACTUAL	BUDGET	VARIANCE (%/#)		2021	VARIANCE (%/#)	
TOTAL	775,690	851,360	-8.9%	-75,670	572,568	35.5%	+203,122
LOCAL	754,188	828,488	-9.0%	-74,300	558,204	35.1%	+195,984
EXPRESS	21,502	22,872	-6.0%	-1,370	14,364	49.7%	+7,138
YTD TOTAL	2,044,906	2,243,253	-8.8%	-198,347	1,462,664	39.8%	+582,242

■ Current Year
 ■ Prior Year
 — Budget



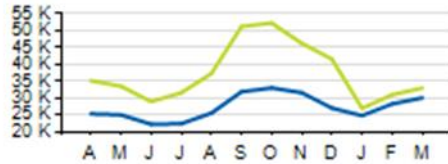
METRO

Local/Express Ridership

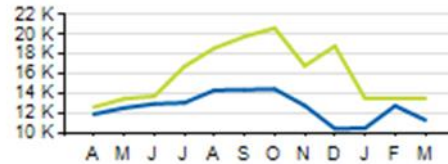


Local/Express KPIs

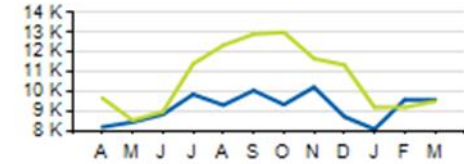
Average Fixed Ridership: Weekday



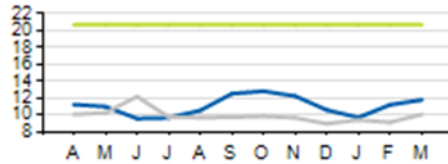
Average Fixed Ridership: Saturday



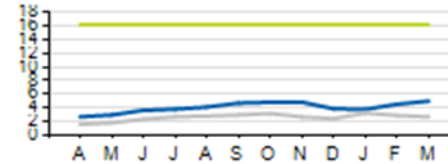
Average Fixed Ridership: Sunday



Passengers per Hour: Local



Passengers per Trip: Express



	ACTUAL	KPI/BUDGET	VARIANCE
PASSENGERS PER HOUR (LOCAL)	11.8	20.7	-8.9
PASSENGERS PER TRIP (EXPRESS)	5.0	16.2	-11.2
AVERAGE RIDERSHIP (WD)	30,090	33,014	-2,924
AVERAGE RIDERSHIP (SA)	11,303	13,507	-2,204
AVERAGE RIDERSHIP (SU)	9,598	9,499	+99

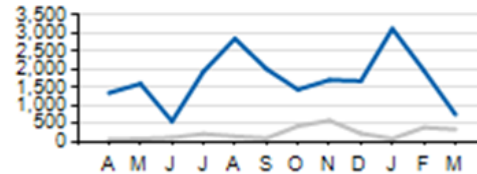
Current year

Prior year

KPI/Budget

Local/Express Missed Trips

Missed Trips



Current year



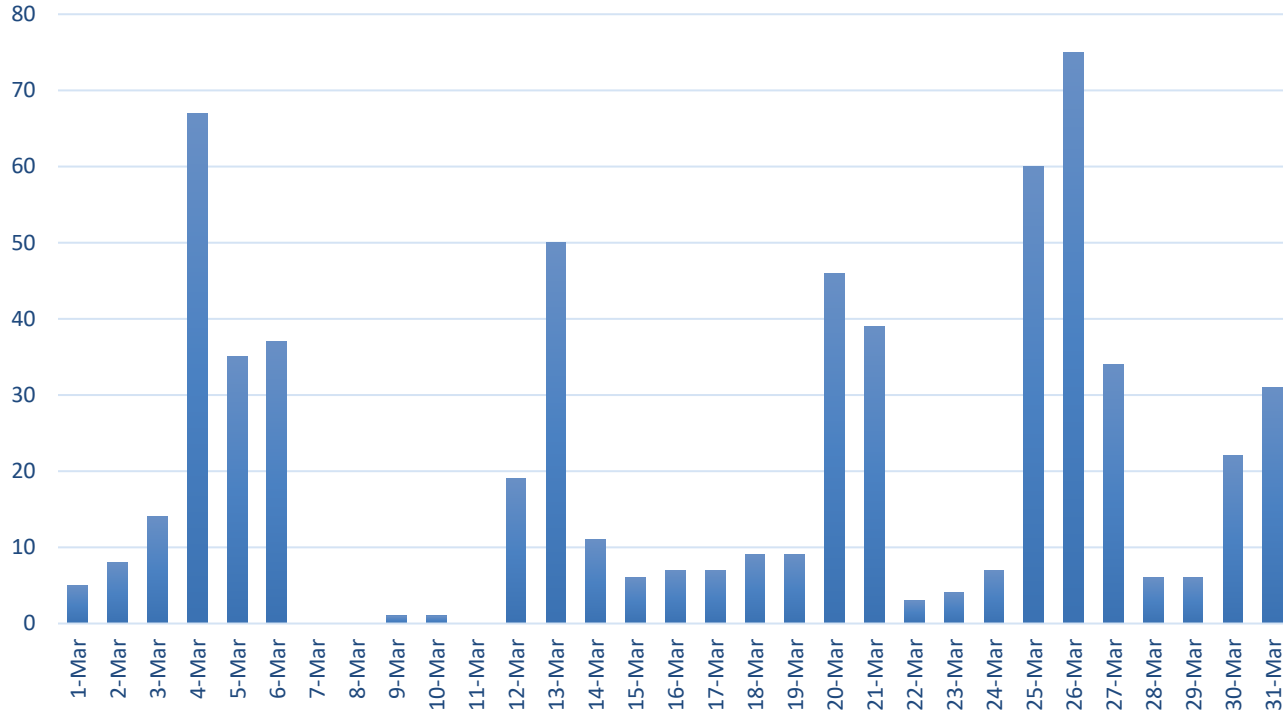
Prior year

	ACTUAL	TOTAL TRIPS	% OF TRIPS OPERATED
MISSED TRIPS (ALL SERVICE)	754	69,985	99.0%

REASON FOR MISSED TRIP	ACTUAL	% of MISSED TRIPS
NO OPERATOR AVAILABLE	619	82.0%
MECHANICAL ISSUE	0	0.0%
TRAFFIC INCIDENT	18	2.5%
LATE OPERATIONS	39	5.2%
OTHER	78	10.3%

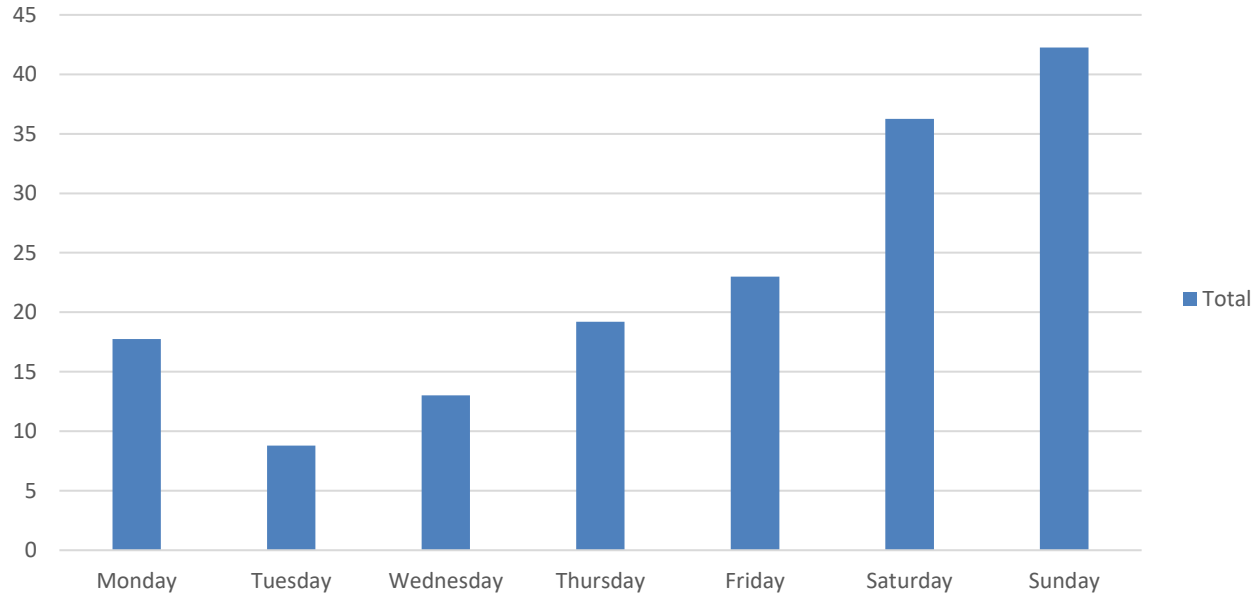
Local/Express Missed Trips Due to No Operator

Missed Trips Due to No Operator



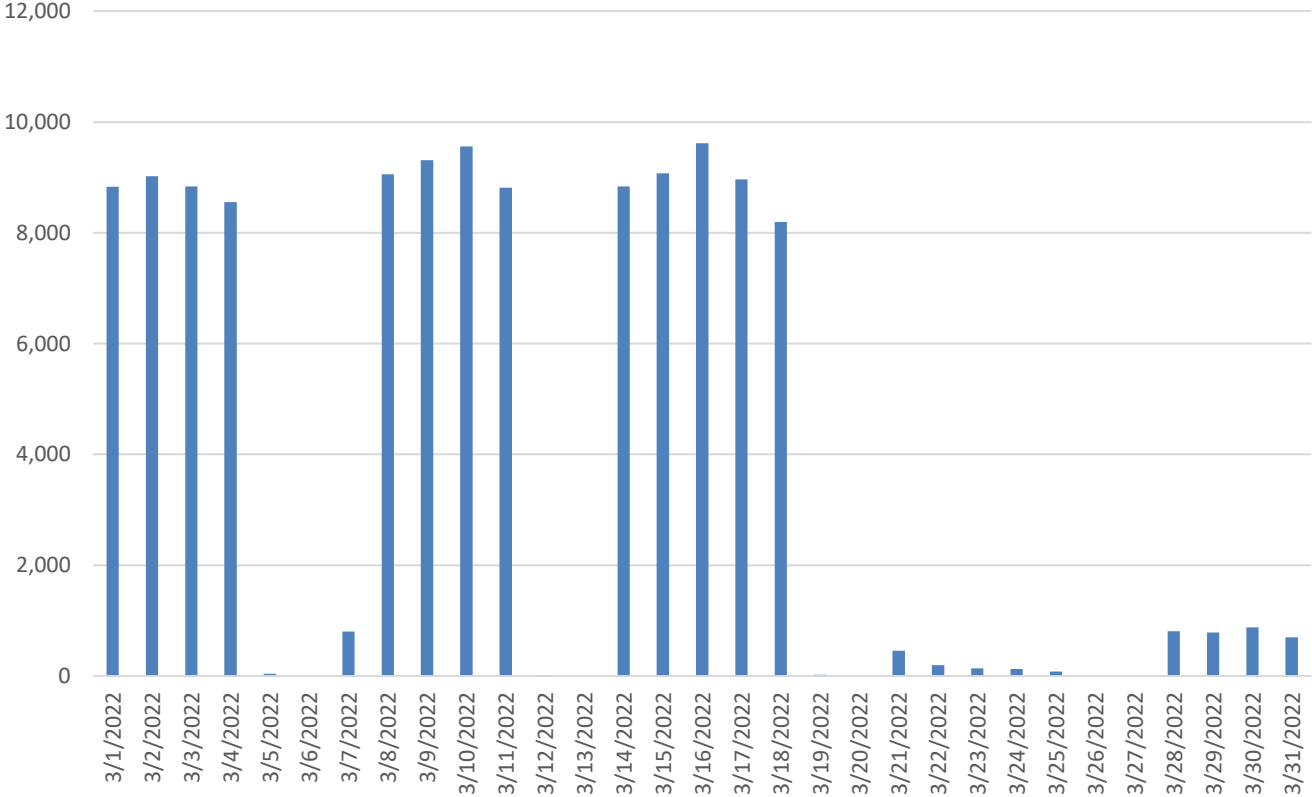
Local/Express Daily Average Missed Trips

March 2022 Average Missed Trips by Day of Week



CPS Ridership

CPS Riders per Day March 2022

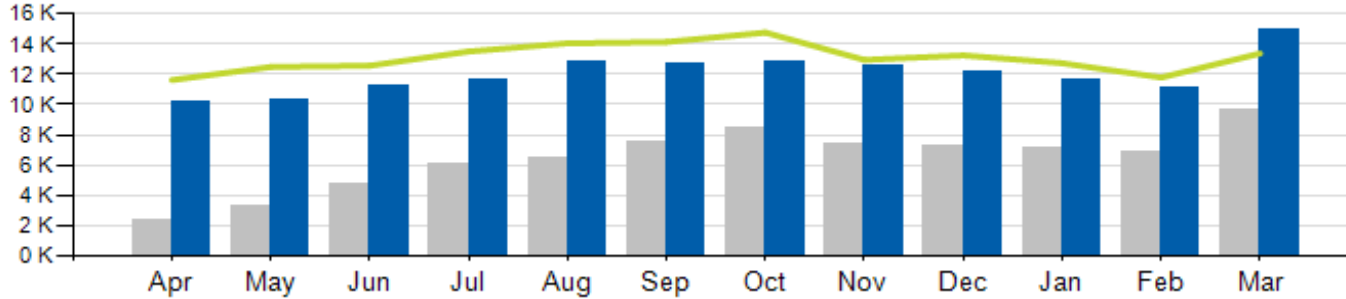




Access Ridership

Access Ridership

Total Ridership

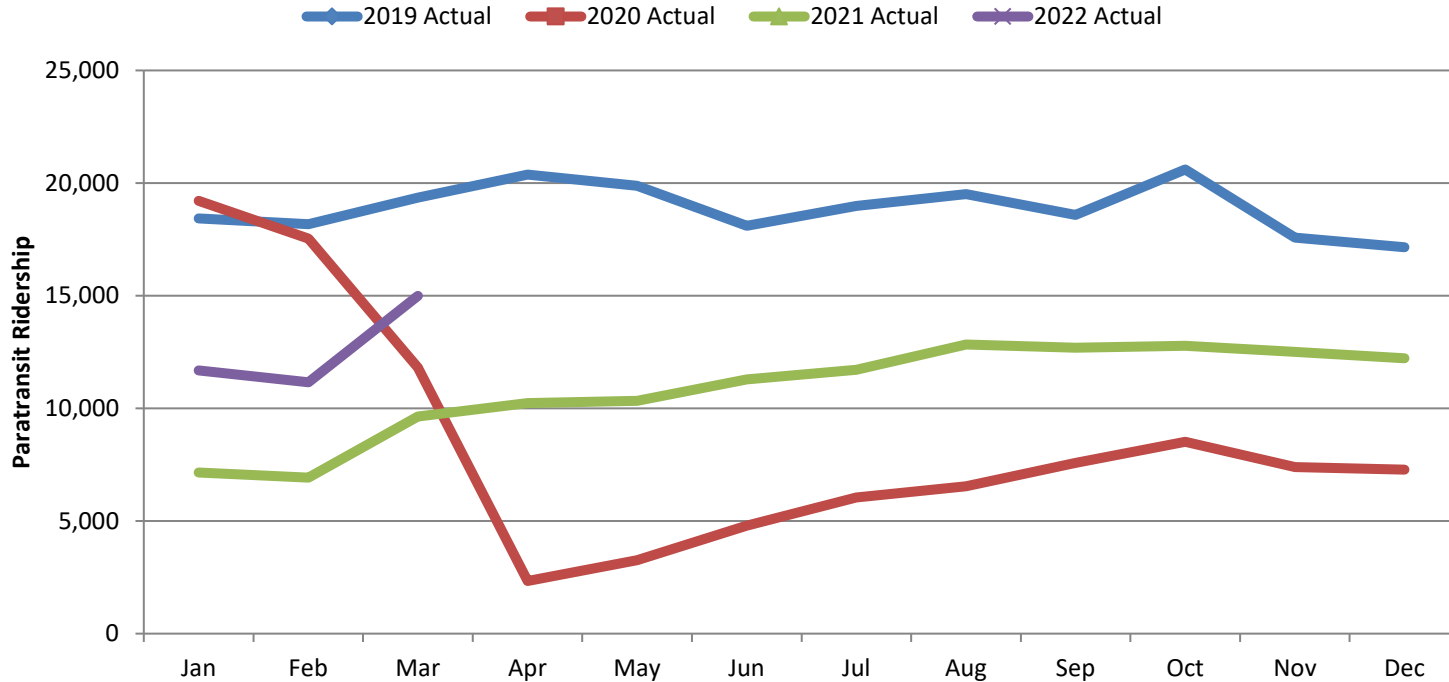


ACCESS PARATRANSIT	ACTUAL	BUDGET	VARIANCE (%/#)		2021	VARIANCE (%/#)	
TOTAL	14,987	13,370	12.1%	-1,617	9,631	55.6%	+5,356
WD	14,053				9,099	54.4%	+4,954
SA	506				335	51.0%	+171
SU	428				197	117.3%	+231
YTD	37,825	37,878	-0.1%	-53	23,703	59.6%	+14,122



Access Ridership

Monthly Paratransit Ridership 2019 - Present



Ridership Roundup

Metro in partnership with CBRE launched a new initiative with downtown property managers to welcome back commuters

First stop: 525 Vine Street Lobby

Next up:

- Metro week in more downtown buildings
- Onsite Metro events
- Commuter benefits consultations



Free coffee, giveaways,
& app training!



METRO